Enclosed-G3 Series High Reliability Compact

Features

- No load power consumption <0.5W (RS-15~75)
- All using 105°C long life electrolytic capacitors
- Protections: Short circuit / Overload / Over voltage / Over Temp.(RS-15)
- Meet EMS EN50082-2/EN61000-6-2 heavy industry level (35~150W)
- Withstand 300VAC surge input for 5 sec.
- High operating temperature up to 70°C
- Withstand 5G vibration test
- Miniature size
- Long life and high reliability
- LED indicator for power on
- Suitable for critical applications
- 3 years warranty

General Specification (Please refer to www.meanwell.com for detail spec.)

(RS-15, 25, 50 only)

Model No.	RS-15	RS-25	RS-35 RD-35	RS-50 RD / ID / T / Q-50	RS-75 RD / ID / T / Q-65	RS-100 RD / ID / T / Q-85	RS-150 RD / ID / T / Q-125
AC input voltage range	85~264VAC, 120~370VDC	88~264VAC, 125~373VDC					115 / 230VAC by switch
AC inrush current (max.)	Cold start, 65A at 230VAC	30A at 230VAC	36A at 230VAC	33A at 230VAC	40A at 230VAC		
DC adjustment range	±10% by potentiometer for single output; CH1 -5%~+10% by potentiometer for multiple output						
Overload protection	>105%, hiccup mode	110%~180%	110%~150% hiccup mode, auto-recovery (150% ~190% for RID-125-1205/2405)				
Over voltage protection	115%~135%, shut off		115%~135% rated output voltage, hiccup mode, auto-recovery				
Withstand voltage	I/P - O/P: 3kVAC, I/P - FG: 1.5kVAC, O/P - FG: 0.5kVAC, 1 minute						
Working temperature	-20~+70°C		-25~+70°C (refer to the derating curve for different models)				
Vibration	10~500Hz, 5G 10min. /1 cycle, period for 60 min. each along X, Y, Z axes						
Safety standards	UL60950-1, TUV EN60950-1, CCC GB4943(RS-15, 25, 50 only) approved						
EMC standards	EN55032 class B, EN61000-3-2,3, EN61000-4-2,3,4,5,6,8,11, EN61000-6-2 (EN50082-2) (35~150W); GB9254 for RS-15, 25, 50 only						
Connection	Terminal block for input and output						
Dimension (LxWxH)(mm)	62.5x 51x 28	78x 51x 28	99x 82x 36	99x 97x 36	129x 97x 38	159x 97x 38	199x 98x 38
Case No.	971A	931A	932A	905B	903	901C	902A
Packing	108pcs /15.0kg	60pcs /13.0kg	45pcs /14.0kg	45pcs /19.5kg	30pcs /13.3kg	24pcs /15.4kg	20pcs /15kg

15W — Single Output

Model No.	Output	Tol.	R&N	Effi.
RS-15-3.3	3.3V, 0~3.0A	±3%	80mV	72%
RS-15-5	5V, 0~3.0A	±2%	80mV	77%
RS-15-12	12V, 0~1.3A	±1%	120mV	81%
RS-15-15	15V, 0~1.0A	±1%	120mV	81%
RS-15-24	24V, 0~0.625A	±1%	200mV	82%
RS-15-48	48V, 0~0.313A	±1%	200mV	82%

25W — Single Output

Model No.	Output	Tol.	R&N	Effi.
RS-25-3.3	3.3V, 0~6.0A	±3%	80mV	73.5%
RS-25-5	5V, 0~5.0A	±2%	80mV	78.5%
RS-25-12	12V, 0~2.1A	±1%	120mV	81.5%
RS-25-15	15V, 0~1.7A	±1%	120mV	83.5%
RS-25-24	24V, 0~1.1A	±1%	120mV	86.0%
RS-25-48	48V, 0~0.57A	±1%	200mV	85.0%

35W — Single Output

Model No.	Output	Tol.	R&N	Effi.
RS-35-3.3	3.3V, 0~7.0A	±3%	80mV	76.5%
RS-35-5	5V, 0~7.0A	±2%	80mV	80.5%
RS-35-12	12V, 0~3.0A	±1%	120mV	84.5%
RS-35-15	15V, 0~2.4A	±1%	120mV	86.0%
RS-35-24	24V, 0~1.5A	±1%	120mV	88.0%
RS-35-48	48V, 0~0.8A	±1%	200mV	88.5%

50W — Single Output

Model No.	Output	Tol.	R&N	Effi.
RS-50-3.3	3.3V, 0~10A	±3%	80mV	78.0%
RS-50-5	5V, 0~10A	±2%	80mV	83.0%
RS-50-12	12V, 0~4.2A	±1%	120mV	84.5%
RS-50-15	15V, 0~3.4A	±1%	120mV	86.0%
RS-50-24	24V, 0~2.2A	±1%	120mV	88.0%
RS-50-48	48V, 0~1.1A	±1%	200mV	89.0%

75W — Single Output

Model No.	Output	Tol.	R&N	Effi.
RS-75-3.3	3.3V, 0~15A	±3%	80mV	75.0%
RS-75-5	5V, 0~12A	±2%	80mV	79.0%
RS-75-12	12V, 0~6.0A	±1%	120mV	84.5%
RS-75-15	15V, 0~5.0A	±1%	120mV	86.0%
RS-75-24	24V, 0~3.2A	±1%	120mV	88.5%
RS-75-48	48V, 0~1.6A	±1%	200mV	89.5%

100W — Single Output

Model No.	Output	Tol.	R&N	Effi.
RS-100-3.3	3.3V, 0~20A	±3%	80mV	74%
RS-100-5	5V, 0~16A	±2%	80mV	77%
RS-100-12	12V, 0~8.5A	±1%	120mV	81%
RS-100-15	15V, 0~7.0A	±1%	120mV	82%
RS-100-24	24V, 0~4.5A	±1%	120mV	84%
RS-100-48	48V, 0~2.3A	±1%	200mV	84%

150W — Single Output

Model No.	Output	Tol.	R&N	Effi.
RS-150-3.3	3.3V, 0~30A	±3%	80mV	74%
RS-150-5	5V, 0~26A	±2%	80mV	78%
RS-150-12	12V, 0~12.5A	±1%	120mV	83%
RS-150-15	15V, 0~10A	±1%	120mV	84%
RS-150-24	24V, 0~6.5A	±1%	120mV	86%
RS-150-48	48V, 0~3.3A	±1%	200mV	87%

Enclosed-G3 Series

35W — Dual Output

Model No.	Output	Tol.	R&N	Effi.	Max.
RD-35A	5V, 0.3~4.0A	±2%	80mV	79%	32W
	12V, 0.2~1.0A	±6%	120mV		
RD-35B	5V, 0.3~4.0A	±2%	80mV	82%	35W
	24V, 0.2~1.3A	±5%	120mV		
RD-3513	13.5V, 0.3~2.0A	±4%	120mV	80%	35W
	-13.5V, 0.2~0.57A	±4%	120mV		

50W — Dual Output (Output isolated for RID-50A/B)

Model No.	Output	Tol.	R&N	Effi.	Max.
RD-50A	5V, 0.3~6.0A	±2%	80mV	79%	54W
	12V, 0.3~3.0A	±7%	120mV		
RD-50B	5V, 0.3~6.0A	±2%	80mV	80%	54W
	24V, 0.2~2.0A	+8%, -4%	120mV		

65W — Dual Output (Output isolated for RID-65A/B)

Model No.	Output	Tol.	R&N	Effi.	Max.
RD-65A	5V, 0.3~8.0A	±2%	80mV	79%	66W
	12V, 0.2~4.0A	±6%	120mV		
RD-65B	5V, 0.3~8.0A	±2%	80mV	78%	68W
	24V, 0.2~3.0A	+4%, -6%	150mV		

85W — Dual Output (Output isolated for RID-85A/B)

Model No.	Output	Tol.	R&N	Effi.	Max.
RD-85A	5V, 2.0~10A	±2%	80mV	78%	88W
	12V, 0.3~5.0A	±5%	120mV		
RD-85B	5V, 2.0~10A	±2%	80mV	80%	88W
	24V, 0.3~2.5A	±5%	120mV		

125W — Dual Output

Model No.	Output	Tol.	R&N	Effi.	Max.
RD-125A	5V, 2.0~15A	±5%	80mV	82%	131W
	12V, 0.5~10A	±7%	120mV		
RD-125B	5V, 2.0~10A	±5%	80mV	85%	133W
	24V, 0.4~5.0A	±7%	120mV		

125W — Dual Output (Output isolated for RID-125)

Model No.	Output	Tol.	R&N	Effi.	Max.
RD-125-1224	12V, 1.0~7.0A	±2%	120mV	85%	133W
	24V, 0.4~5.0A	+8%, -5%	200mV		
RD-125-2412	24V, 0.5~5.0A	±2%	200mV	85%	133W
	12V, 1.0~7.0A	±10%	120mV		
RD-125-1248	12V, 1.0~7.0A	±2%	120mV	86%	138W
	48V, 0.2~2.5A	+8%, -5%	240mV		
RD-125-4812	48V, 0.3~2.5A	±2%	240mV	86%	138W
	12V, 1.0~7.0A	±10%	120mV		
RD-125-2448	24V, 0.5~4.0A	±1%	200mV	86%	144W
	48V, 0.2~2.5A	±4%	240mV		
RD-125-4824	48V, 0.3~2.5A	±1%	240mV	86%	144W
	24V, 0.5~4.0A	±8%	240mV		
RID-125-1205	12V, 2.0~10.5A	±2%	120mV	80%	125W
	5V, 0.0~3.0A	±3%	80mV		
RID-125-2405	24V, 2.0~5.3A	±2%	120mV	83%	125W
	5V, 0.0~3.0A	±3%	80mV		

50W — Quad Output (RT-50 without -5V or -12V output)

Model No.	Output	Tol.	R&N	Effi.	Max.
RQ-50B	5V, 0.5~6.0A	±2%	80mV	74%	46W
	12V, 0.2~1.5A	±6%	120mV		
	-5V, 0.0~1.0A	±3%	100mV		
	-12V, 0.0~1.0A	±3%	80mV		
RQ-50C	5V, 0.5~6.0A	±2%	80mV	75%	50W
	15V, 0.2~1.5A	±6%	120mV		
	-5V, 0.0~1.0A	±3%	100mV		
	-15V, 0.0~1.0A	±3%	80mV		
RQ-50D	5V, 0.5~6.0A	±2%	80mV	79%	53W
	12V, 0.2~1.5A	±6%	120mV		
	24V, 0.1~1.0A	+7%, -5%	180mV		
	-12V, 0.0~1.0A	±3%	80mV		

65W — Quad Output (RT-65 without -5V or -12V output)

Model No.	Output	Tol.	R&N	Effi.	Max.
RQ-65B	5V, 0.5~8.0A	±2%	80mV	76%	63W
	12V, 0.2~3.0A	+9%, -5%	120mV		
	-5V, 0.0~1.0A	±5%	80mV		
	-12V, 0.0~1.0A	±5%	80mV		
RQ-65C	5V, 0.5~8.0A	±2%	80mV	76%	65W
	15V, 0.2~3.0A	+10%, -4%	120mV		
	-5V, 0.0~1.0A	±5%	80mV		
	-15V, 0.0~1.0A	±5%	80mV		
RQ-65D	5V, 0.5~8.0A	±2%	80mV	78%	68W
	12V, 0.2~3.0A	±6%	120mV		
	24V, 0.1~1.5A	±8%	180mV		
	-12V, 0.0~1.0A	±5%	80mV		

85W — Quad Output (RT-85 without -5V or -12V output)

Model No.	Output	Tol.	R&N	Effi.	Max.
RQ-85B	5V, 2.0~10A	±2%	80mV	76%	81W
	12V, 0.3~4.0A	+7%, -3%	120mV		
	-5V, 0.0~1.0A	±8%	100mV		
	-12V, 0.0~1.0A	±5%	80mV		
RQ-85C	5V, 2.0~10A	±2%	80mV	77%	83W
	15V, 0.3~4.0A	+3%, -7%	120mV		
	-5V, 0.0~1.0A	±8%	100mV		
	-15V, 0.0~1.0A	±5%	80mV		
RQ-85D	5V, 2.0~10A	±2%	80mV	78%	84W
	12V, 0.3~4.0A	+7%, -3%	120mV		
	24V, 0.1~1.5A	±8%	150mV		
	-12V, 0.0~1.0A	±5%	80mV		

125W — Quad Output (RT-125 without -5V or -12V output)

Model No.	Output	Tol.	R&N	Effi.	Max.
RQ-125B	5V, 2.0~12A	±2%	80mV	79%	120W
	12V, 0.5~4.5A	+8%, -3%	120mV		
	-5V, 0.1~1.0A	+6%, -10%	80mV		
	-12V, 0.0~1.0A	±5%	80mV		
RQ-125C	5V, 2.0~12A	±2%	80mV	80%	123W
	15V, 0.5~4.0A	+8%, -3%	120mV		
	-5V, 0.1~1.0A	+6%, -10%	80mV		
	-15V, 0.0~1.0A	±5%	80mV		
RQ-125D	5V, 2.0~12A	±2%	80mV	82%	124W
	12V, 0.5~4.0A	+8%, -3%	120mV		
	24V, 0.1~2.5A	±8%	150mV		
	-12V, 0.0~1.0A	±5%	80mV		

Enclosed-LRS Series

35~100W Low Profile

LRS-100 LRS-75 LRS-35/50

Features

- No load power consumption <0.2W for 35W/50W; <0.3W for 75W/100W
- Universal AC input / Full range
- Withstand 300VAC surge input for 5 seconds
- Ultra compact and 1U low profile
- Withstand 5G vibration test
- High operating temperature up to 70°C
- Protections: Short circuit / Overload / Over voltage
- Cooling by free air convection
- Compliance to IEC/EN60335-1(PD3) and IEC/EN61558-1,-2-16 for household appliances
- Operating altitude up to 5000 meters
- High efficiency, long life and high reliability
- LED indicator for power on
- Low cost
- 3 years warranty

General Specification (Please refer to www.meanwell.com for detail spec.)

Model No.		LRS-35	LRS-50	LRS-75	LRS-100
AC input voltage range		85~264VAC ; 120~370VDC			
AC inrush current (max.)		Cold start, 45A at 230VAC		50A at 230VAC	
DC adjustment range		±10% by potentiometer			
Overload protection	Range	110%~150%			
	Type	Hiccup mode, auto-recovery			
Over voltage protection	Range	115%~135% rated output voltage			
	Type	Shut down o/p voltage, re-power on to recover			
Withstand voltage		I/P-O/P: 3.75kVAC, I/P-FG: 2kVAC, O/P-FG: 1.25kVAC, 1 minute			
Working temperature		-30~+70°C (refer to output derating curve)			
Safety standards		UL60950-1, IEC/EN60950-1, IEC/EN61558-1, EN61558-2-16, IEC/EN60335-1, CCC GB4943 approved			
EMC standards		EN55032 class B, EN55014, EN61000-3-2, 3, EN61000-4,2,3,4,5,6,8,11, GB9254			
Connection		5P/9.5mm pitch terminal block			7P/9.5mm pitch terminal block
Dimension (LxWxH) (mm)		99x 82x 30		99x 97x 30	129x 97x 30

35W — LRS-35

Model No.	Output	Tol.	R&N	Effi.
LRS-35-5	5V, 0~7A	±2%	80mV	82.0%
LRS-35-12	12V, 0~3A	±1%	120mV	86.0%
LRS-35-15	15V, 0~2.4A	±1%	120mV	86.0%
LRS-35-24	24V, 0~1.5A	±1%	150mV	88.0%
LRS-35-36	36V, 0~1A	±1%	200mV	88.0%
LRS-35-48	48V, 0~0.8A	±1%	200mV	89.0%

75W — LRS-75

Model No.	Output	Tol.	R&N	Effi.
LRS-75-5	5V, 0~14A	±2%	100mV	86.5%
LRS-75-12	12V, 0~6A	±1%	120mV	89.0%
LRS-75-15	15V, 0~5A	±1%	120mV	89.0%
LRS-75-24	24V, 0~3.2A	±1%	150mV	90.0%
LRS-75-36	36V, 0~2.1A	±1%	200mV	91.5%
LRS-75-48	48V, 0~1.6A	±1%	200mV	91.5%

50W — LRS-50

Model No.	Output	Tol.	R&N	Effi.
LRS-50-3.3	3.3V, 0~10A	±3%	80mV	80.0%
LRS-50-5	5V, 0~10A	±2%	80mV	83.0%
LRS-50-12	12V, 0~4.2A	±1%	120mV	86.0%
LRS-50-15	15V, 0~3.4A	±1%	120mV	88.0%
LRS-50-24	24V, 0~2.2A	±1%	150mV	88.0%
LRS-50-36	36V, 0~1.45A	±1%	200mV	89.0%
LRS-50-48	48V, 0~1.1A	±1%	200mV	90.0%

100W — LRS-100

Model No.	Output	Tol.	R&N	Effi.
LRS-100-3.3	3.3V, 0~20A	±3%	100mV	84.5%
LRS-100-5	5V, 0~18A	±2%	100mV	86.0%
LRS-100-12	12V, 0~8.5A	±1%	120mV	88.0%
LRS-100-15	15V, 0~7A	±1%	120mV	88.5%
LRS-100-24	24V, 0~4.5A	±1%	150mV	90.0%
LRS-100-36	36V, 0~2.8A	±1%	200mV	90.5%
LRS-100-48	48V, 0~2.3A	±1%	200mV	91.0%

Enclosed-LRS Series

150~350W Low Profile

Features

- No load power consumption <0.5W for 150W; <0.75W for 200W/350W
- AC input selectable by switch (LRS-150F Universal AC input / Full range)
- Withstand 300VAC surge input for 5 seconds
- Ultra compact and 1U low profile
- Withstand 5G vibration test
- High operating temperature up to 70°C
- Protections: Short circuit / Overload / Over voltage / Over temp.
- Cooling by free air convection (150W/200W); forced air cooling by built-in DC fan (350W)
- Compliance to IEC/EN60335-1(PD3) and IEC/EN61558-1,-2-16 for household appliances (150W)
- Operating altitude up to 5000 meters
- LED indicator for power on
- High efficiency, long life and high reliability
- Low cost
- 3 years warranty

General Specification (Please refer to www.meanwell.com for detail spec.)

Model No.		LRS-150F	LRS-150	LRS-200	LRS-350
AC input voltage range		85~264VAC; 120~370VDC	115 / 230VAC by switch		
AC inrush current(max.)		Cold start, 60A at 230VAC			
DC adjustment range		±10% by potentiometer			
Overload protection	Range	110%~140%			
	Type	Hiccup mode, auto-recovery			
Over voltage protection	Range	115%~145% rated output voltage			
	Type	Shut down o/p voltage, re-power on to recover			
Withstand voltage		I/P-O/P: 3.75kVAC, I/P-FG: 2kVAC, O/P-FG: 1.25kVAC		I/P-O/P: 3kVAC, I/P-FG: 2kVAC, O/P-FG: 0.5kVAC	
Working temperature		-30~+70°C		-25~+70°C (refer to output derating curve)	
Safety standards		UL60950-1, IEC/EN60950-1, IEC/EN61558-1, EN61558-2-16, IEC/EN60335-1, CCC GB4943 approved		UL60950-1 approved	
EMC standards		EN55032 class B, EN55014, EN61000-3-2(120W), 3, EN61000-4,2,3,4,5,6,8,11, GB9254		Design refer to EN55032 class A	
Connection		7P/9.5mm pitch terminal block		9P/9.5mm pitch terminal block	
Dimension (LxWxH) (mm)		159x 97x 30		215x 115x 30	

LRS-150 Series

Model No.	Output	Tol.	R&N	Effi.
LRS-150-12	12V, 0~12.5A	±1%	150mV	87.5%
LRS-150-15	15V, 0~10A	±1%	150mV	88.5%
LRS-150-24	24V, 0~6.5A	±1%	200mV	89.0%
LRS-150-36	36V, 0~4.3A	±1%	200mV	89.0%
LRS-150-48	48V, 0~3.3A	±1%	200mV	90.0%

LRS-150F Series

Model No.	Output	Tol.	R&N	Effi.
LRS-150F-5	5V, 0~22A	±2%	100mV	85.0%
LRS-150F-12	12V, 0~12.5A	±1%	150mV	87.5%
LRS-150F-15	15V, 0~10A	±1%	150mV	89.0%
LRS-150F-24	24V, 0~6.5A	±1%	200mV	89.0%
LRS-150F-36	36V, 0~4.3A	±1%	200mV	89.0%
LRS-150F-48	48V, 0~3.3A	±1%	200mV	90.0%

LRS-200 Series

Model No.	Output	Tol.	R&N	Effi.
LRS-200-3.3	3.3V, 0~40A	±3%	150mV	83.0%
LRS-200-4.2	4.2V, 0~40A	±4%	150mV	86.0%
LRS-200-5	5V, 0~40A	±3%	150mV	87.0%
LRS-200-12	12V, 0~17A	±1.5%	150mV	87.5%
LRS-200-15	15V, 0~14A	±1%	150mV	88.0%
LRS-200-24	24V, 0~8.8A	±1%	150mV	89.5%
LRS-200-36	36V, 0~5.9A	±1%	200mV	89.5%
LRS-200-48	48V, 0~4.4A	±1%	200mV	90.0%

LRS-350 Series

Model No.	Output	Tol.	R&N	Effi.
LRS-350-3.3	3.3V, 0~60A	±4%	150mV	79.5%
LRS-350-4.2	4.2V, 0~60A	±4%	150mV	81.5%
LRS-350-5	5V, 0~60A	±3%	150mV	83.5%
LRS-350-12	12V, 0~29A	±1.5%	150mV	85.0%
LRS-350-15	15V, 0~23.2A	±1%	150mV	86.0%
LRS-350-24	24V, 0~14.6A	±1%	150mV	88.0%
LRS-350-36	36V, 0~9.7A	±1%	200mV	88.5%
LRS-350-48	48V, 0~7.3A	±1%	200mV	89.0%

Enclosed-SE Series

450~1500W Single Output

Features

- AC input selectable by switch (SE-600/1000)
  AC input 180~264VAC only (SE-1500)
- Protections:
  Short circuit / Overload / Over voltage / Over temperature
- Forced air cooling by built-in DC fan
- Built-in remote sense function
- DC OK, remote ON/OFF control (SE-1000/1500)
- LED indicator for power on
- 2 years warranty

General Specification (Please refer to www.meanwell.com for detail spec.)

Model No.		SE-450	SE-600	SE-1000	SE-1500
AC input voltage range		115/230VAC by switch			180~264VAC
AC inrush current (max.)		Cold start, 55A at 230VAC	Cold start, 60A at 230VAC	Cold start, 55A at 230VAC	Cold start, 60A at 230VAC
DC adjustment range		±10% rated output voltage			
Overload protection	Range	105%~150%	105%~125%		
	Type	Shut down o/p voltage, re-power on to recover			
Over voltage protection		115%~145%	115%~140% Shut down o/p voltage, re-power on to recover		
Withstand voltage		I/P-O/P: 3kVAC, I/P-FG: 1.5kVAC, O/P-FG: 0.5kVAC		I/P-O/P: 3kVAC, I/P-FG: 2kVAC, O/P-FG: 0.5kVAC	I/P-O/P: 3kVAC, I/P-FG: 1.5kVAC, O/P-FG: 0.5kVAC
Working temperature		-10~+60°C	-20~+60°C (refer to output derating curve)		-20~+70°C
Safety standards		UL60950-1 approved			
EMC standards		EN55032 class B, EN61000-3-2,3, EN61000-4-2,3,4,5,6,8,11	Design refer to EN55032 class B		
Connection		9P/11mm pitch terminal block with cover	Terminal block with cover for input and output (SE-1000/1500: bus bars for output)		
Dimension (LxWxH)(mm)		225x 124x 50	247x 127x 63.5	278x 127x 63.5	278x 177.8x 63.5
Case No.		986A	926A	935B	982A
Packing		12pcs / 16kg	6pcs / 13.4kg	6pcs / 16kg	4pcs / 14.2kg

450W — SE-450

Model No.	Output	Tol.	R&N	Effi.
SE-450-3.3	3.3V, 0~75A	±3%	200mV	74%
SE-450-5	5V, 0~75A	±3%	200mV	78%
SE-450-12	12V, 0~37.5A	±1%	200mV	83%
SE-450-15	15V, 0~30A	±1%	200mV	84%
SE-450-24	24V, 0~18.8A	±1.5%	200mV	86%
SE-450-36	36V, 0~12.5A	±1%	200mV	86%
SE-450-48	48V, 0~9.4A	±1%	200mV	88%

1000W — SE-1000

Model No.	Output	Tol.	R&N	Effi.
SE-1000-5	5V, 0~150A	±1%	150mV	81%
SE-1000-9	9V, 0~100A	±1%	150mV	84%
SE-1000-12	12V, 0~83.3A	±1%	150mV	85%
SE-1000-15	15V, 0~66.7A	±1%	150mV	86%
SE-1000-24	24V, 0~41.7A	±1%	200mV	88%
SE-1000-48	48V, 0~20.8A	±1%	200mV	89%

600W — SE-600

Model No.	Output	Tol.	R&N	Effi.
SE-600-5	5V, 0~100A	±2%	150mV	78%
SE-600-12	12V, 0~50A	±1%	150mV	83%
SE-600-15	15V, 0~40A	±1%	150mV	84%
SE-600-24	24V, 0~25A	±1%	150mV	87%
SE-600-27	27V, 0~22.2A	±1%	150mV	87%
SE-600-36	36V, 0~16.6A	±1%	200mV	87%
SE-600-48	48V, 0~12.5A	±1%	200mV	88%

1500W — SE-1500

Model No.	Output	Tol.	R&N	Effi.
SE-1500-5	5V, 0~300A	±2%	150mV	81%
SE-1500-12	12V, 0~125A	±1%	150mV	85%
SE-1500-15	15V, 0~100A	±1%	150mV	85%
SE-1500-24	24V, 0~62.5A	±1%	150mV	87%
SE-1500-27	27V, 0~55.6A	±1%	150mV	88%
SE-1500-48	48V, 0~31.3A	±1%	150mV	89%

Enclosed-PFC 100~600W High Reliability Medical Grade



Features

- Universal AC input / Full range
- Medical safety approved (2xMOOP)
- Withstand 300VAC surge input for 5 seconds
- Built-in active PFC function
- Protections: Short circuit / Overload / Over voltage / Over temperature
- 1U low profile (MSP-100/200/300/450)
- Built-in constant current limiting circuit
- Built-in remote sense function (MSP-200/300/450/600)
- No load power consumption <0.5W (<0.6W for MSP-450 ; <0.8W for MSP-600)
- Built-in current sharing (MSP-600-24/36/48)
- Built-in remote ON/OFF control
- Built-in 5V/0.3A standby output (MSP-200/300/450/600)
- Built-in DC OK signal (MSP-300/450/600)
- LED indicator for power on
- 5 years warranty

General Specification (Please refer to www.meanwell.com for detail spec.)

Model No.		MSP-100	MSP-200	MSP-300	MSP-450	MSP-600
AC input voltage range		85~264VAC; 120~370VDC				
Leakage current		<300μA		<450μA	<300μA	
AC inrush current (max.)		Cold start, 65A at 230VAC	Cold start, 70A at 230VAC			Cold start, 80A at 230VAC
DC adjustment range		±15% rated output voltage				
Overload protection	Range	105%~135%				
	Type	Constant current limiting, auto-recovery				
Over voltage protection		115%~145%				
Withstand voltage		I/P-O/P: 4kVAC, I/P-FG: 2kVAC, O/P-FG: 0.5kVAC, 1 minute				
Working temperature		-40~+60°C	-40~+70°C (refer to output derating curve)			
Safety standards		ANSI/AAMI ES60601-1, IEC60601-1 approved				
EMC standards		EN55011 class B, EN61000-4-2,3,4,5,6,8,11, EN61000-3-2,3, EN60601-1-2				
Connection		7P / 9.5mm pitch terminal block with cover		7P / 11mm pitch terminal block with cover	3+6P / 10 &11mm pitch terminal block with cover	
Dimension (LxWxH)(mm)		159x 97x 38	199x 98x 38	199x 105x 41	218x 105x 41	218x 105x 63.5
Case No.		901I	902E	980A	995A	977A

100W MSP-100

Model No.	Output	Tol.	R&N	Effi.
MSP-100-3.3	3.3V, 0~20A	+2.5%, -3.5%	80mV	78.0%
MSP-100-5	5V, 0~17A	+2.5%, -3.5%	80mV	83.0%
MSP-100-7.5	7.5V, 0~13.5A	±2.5%	100mV	84.0%
MSP-100-12	12V, 0~8.5A	±1.5%	120mV	87.5%
MSP-100-15	15V, 0~7A	±1.5%	150mV	88.0%
MSP-100-24	24V, 0~4.5A	±1.5%	150mV	88.5%
MSP-100-36	36V, 0~2.9A	±1.5%	200mV	89.0%
MSP-100-48	48V, 0~2.2A	±1.5%	240mV	90.0%

200W MSP-200

Model No.	Output	Tol.	R&N	Effi.
MSP-200-3.3	3.3V, 0~40A	±2%	80mV	80.0%
MSP-200-5	5V, 0~35A	±2%	90mV	84.0%
MSP-200-7.5	7.5V, 0~26.7A	±2%	100mV	86.0%
MSP-200-12	12V, 0~16.7A	±1%	120mV	88.0%
MSP-200-15	15V, 0~13.4A	±1%	150mV	88.0%
MSP-200-24	24V, 0~8.4A	±1%	150mV	88.0%
MSP-200-36	36V, 0~5.7A	±1%	250mV	89.0%
MSP-200-48	48V, 0~4.3A	±1%	250mV	89.0%

300W MSP-300

Model No.	Output	Tol.	R&N	Effi.
MSP-300-3.3	3.3V, 0~60A	±2.5%	80mV	80.0%
MSP-300-5	5V, 0~60A	±2%	90mV	82.0%
MSP-300-7.5	7.5V, 0~40A	±2%	100mV	86.0%
MSP-300-12	12V, 0~27A	±1%	120mV	88.0%
MSP-300-15	15V, 0~22A	±1%	150mV	88.0%
MSP-300-24	24V, 0~14A	±1%	150mV	87.0%
MSP-300-36	36V, 0~9A	±1%	250mV	88.0%
MSP-300-48	48V, 0~7A	±1%	250mV	89.0%

450W MSP-450

Model No.	Output	Tol.	R&N	Effi.
MSP-450-3.3	3.3V, 0~90A	±2%	80mV	80.0%
MSP-450-5	5V, 0~90A	±2%	80mV	83.0%
MSP-450-7.5	7.5V, 0~60A	±2%	100mV	86.5%
MSP-450-12	12V, 0~37.5A	±1%	120mV	88.0%
MSP-450-15	15V, 0~30A	±1%	150mV	89.0%
MSP-450-24	24V, 0~18.8A	±1%	150mV	88.0%
MSP-450-36	36V, 0~12.5A	±1%	240mV	89.0%
MSP-450-48	48V, 0~9.5A	±1%	240mV	89.5%

600W MSP-600

Model No.	Output	Tol.	R&N	Effi.
MSP-600-3.3	3.3V, 0~120A	±2%	100mV	78.5%
MSP-600-5	5V, 0~120A	±2%	100mV	82.0%
MSP-600-7.5	7.5V, 0~80A	±2%	100mV	86.0%
MSP-600-12	12V, 0~53A	±1%	120mV	88.0%
MSP-600-15	15V, 0~43A	±1%	150mV	88.0%
MSP-600-24	24V, 0~27A	±1%	150mV	88.0%
MSP-600-36	36V, 0~17.5A	±1%	200mV	89.0%
MSP-600-48	48V, 0~13A	±1%	240mV	89.0%

Enclosed-PFC

75~240W Single Output

Features

- Universal AC input / Full range
- Built-in active PFC function
- Protections: Short circuit / Overload / Over voltage / Over temperature (SP-150 / 200 / 240)
- Cooling by free air convection (SP-75 / 100 / 150)
- Forced air cooling by built-in DC fan (SP-200 / 240)
- Optional remote ON/OFF control (SP-75~200)
- Built-in fan speed control (SP-200)
- Built-in fan ON/OFF control (SP-240)
- 3 years warranty

General Specification (Please refer to www.meanwell.com for detail spec.)

(SP-200 only)

Model No.		SP-75	SP-100	SP-150	SP-200	SP-240
AC input voltage range		85~264VAC; 120~370VDC				88~264VAC; 124~370VDC
AC inrush current (max.)		Cold start, 45A at 230VAC	Cold start, 35A at 230VAC	Cold start, 45A at 230VAC	Cold start, 50A at 230VAC	Cold start, 40A at 230VAC
DC adjustment range		-5%~+10% rated output voltage				±15% rated output voltage
Overload protection	Range	105%~150%				105%~135%
	Type	Constant current limiting, auto-recovery				Hiccup mode, auto-recovery
Over voltage protection	Range	115%~135%	110%~135%			120%~150%
	Type	Shut off, AC recycle to re-start				
Withstand voltage		I/P-O/P: 3kVAC, I/P-FG: 1.5kVAC, O/P-FG: 0.5kVAC, 1 minute				
Working temperature		-10~+60°C		-10~+55°C	-10~+60°C	-20~+70°C
Safety standards		UL60950-1, TUV EN60950-1, GB4943(SP-200 only) approved				
EMC standards		EN55032 class B, EN61000-4-2,3,4,5,6,8,11, EN61000-3-2,3, GB9254(SP-200 only)				
Connection		5P / 9.5mm pitch	7P / 9.5mm pitch terminal block with cover			
Dimension (LxWxH)(mm)		179x 97x 33	179x 99x 45	199x 99x 50	199x 99x 50	190x 93x 50
Case No.		920A	915A	916A	916B	987A
Packing		20pcs/12.0kg	20pcs/14.3kg	20pcs/16.4kg	20pcs/17.9kg	18pcs/15.4kg

75W — SP-75

Model No.	Output	Tol.	R&N	Effi.
SP-75-3.3	3.3V, 0~15A	±2%	80mV	70.0%
SP-75-5	5V, 0~15A	±2%	80mV	76.0%
SP-75-7.5	7.5V, 0~10A	±2%	80mV	79.0%
SP-75-12	12V, 0~6.3A	±2%	80mV	81.0%
SP-75-13.5	13.5V, 0~5.6A	±2%	80mV	82.0%
SP-75-15	15V, 0~5.0A	±2%	80mV	82.0%
SP-75-24	24V, 0~3.2A	±1%	100mV	83.0%
SP-75-27	27V, 0~2.8A	±1%	100mV	83.0%
SP-75-48	48V, 0~1.6A	±1%	100mV	83.0%

100W — SP-100

Model No.	Output	Tol.	R&N	Effi.
SP-100-3.3	3.3V, 0~20.0A	±2%	100mV	75.0%
SP-100-5	5V, 0~20.0A	±2%	100mV	79.0%
SP-100-7.5	7.5V, 0~13.5A	±2%	100mV	82.0%
SP-100-12	12V, 0~8.50A	±2%	100mV	82.5%
SP-100-13.5	13.5V, 0~7.50A	±2%	100mV	83.0%
SP-100-15	15V, 0~6.70A	±2%	100mV	84.0%
SP-100-24	24V, 0~4.20A	±1%	150mV	87.0%
SP-100-27	27V, 0~3.80A	±1%	150mV	86.0%
SP-100-48	48V, 0~2.10A	±1%	250mV	84.0%

48hrs delivery—
We keep enough stock for 95% of standard models at our 2400m² warehouse. We can arrange prompt delivery within 48hrs.

150W — SP-150

Model No.	Output	Tol.	R&N	Effi.
SP-150-3.3	3.3V, 0~30.0A	±2%	100mV	73.0%
SP-150-5	5V, 0~30.0A	±2%	100mV	77.5%
SP-150-7.5	7.5V, 0~20.0A	±2%	100mV	81.0%
SP-150-12	12V, 0~12.5A	±2%	100mV	84.0%
SP-150-13.5	13.5V, 0~11.2A	±2%	100mV	84.0%
SP-150-15	15V, 0~10.0A	±2%	100mV	85.0%
SP-150-24	24V, 0~6.30A	±1%	150mV	85.0%
SP-150-27	27V, 0~5.60A	±1%	150mV	85.0%
SP-150-48	48V, 0~3.20A	±1%	250mV	85.0%

200W — SP-200

Model No.	Output	Tol.	R&N	Effi.
SP-200-3.3	3.3V, 0~40.0A	±2%	100mV	69.0%
SP-200-5	5V, 0~40.0A	±2%	100mV	76.0%
SP-200-7.5	7.5V, 0~26.7A	±2%	100mV	78.5%
SP-200-12	12V, 0~16.7A	±2%	100mV	84.0%
SP-200-13.5	13.5V, 0~14.9A	±2%	100mV	84.0%
SP-200-15	15V, 0~13.4A	±2%	100mV	84.0%
SP-200-24	24V, 0~8.40A	±1%	150mV	85.0%
SP-200-27	27V, 0~7.50A	±1%	150mV	85.0%
SP-200-48	48V, 0~4.20A	±1%	250mV	85.0%

240W — SP-240

Model No.	Output	Tol.	R&N	Effi.
SP-240-5	5V, 0~45A	±2%	150mV	79.0%
SP-240-7.5	7.5V, 0~32A	±2%	150mV	83.0%
SP-240-12	12V, 0~20A	±1%	150mV	86.0%
SP-240-15	15V, 0~16A	±1%	150mV	86.0%
SP-240-24	24V, 0~10A	±1%	150mV	87.0%
SP-240-30	30V, 0~8.0A	±1%	150mV	88.0%
SP-240-48	48V, 0~5.0A	±1%	150mV	89.0%

Enclosed-PFC

320~750W Single Output

Features

- Universal AC input / Full range
- Built-in active PFC function
- Protections: Short circuit / Overload / Over voltage / Over temperature
- Forced air cooling by built-in DC fan
- Built-in fan speed control (SP-320)
- Built-in remote sense function and ON/OFF control (SP-480/750 & PSP-600)
- Current sharing up to 2400W (3+1) (PSP-600)
- With DC OK signal output (PSP-600)
- With PG/PF signal output (SP-750)
- 3 years warranty

General Specification (Please refer to www.meanwell.com for detail spec.)

Model No.		SP-320	SP-480	PSP-600	SP-750
AC input voltage range		88~264VAC	85~264VAC	88~264VAC	90~264VAC
AC inrush current (max.)		Cold start, 40A at 230VAC			Cold Start, 45A at 230VAC
DC adjustment range		±10% rated output voltage			
Overload protection	Range	105%~135%	105%~145%	105%~135%	105%~125%
	Type	Hiccup mode, auto-recovery	Constant current limiting, auto-recovery	Constant current limiting, auto-recovery	Constant current limiting, hiccup after 3sec.
Over voltage protection		115%~145%	115%~140%		
Withstand voltage		I/P - O/P: 3kVAC, I/P - FG: 1.5kVAC, O/P - FG: 0.5kVAC(short for SP-480), 1 minute			
Working temperature		-20~+65°C	-20~+60°C		
Safety standards		UL60950-1, TUV EN60950-1 approved; GB4943 approved also for SP-320 (expect for 3.3V/ 5PNC/ 36V)			
EMC standards		EN55032 class B, EN61000-4-2,3,4,5,6,8,11, EN61000-3-2,3, EN61000-6-2(SP-480/750), GB9254 (SP-320 only)			
Connection		9P / 9.5mm pitch terminal block with cover	9P / 11mm pitch terminal block with cover	7+8P / 9.5mm pitch terminal block with cover	5P / 10mm pitch terminal block with cover for input; copper pillars for output
Dimension (LxWxH)(mm)		215x115x50	278x127x43	170x120x93	278x127x63.5
Case No.		912G	929A	910A	919A
Packing		12pcs / 14.0kg	6pcs / 11.3kg	8pcs / 15.5kg	6pcs / 18.4kg

SP-320 Series

Model No.	Output	Tol.	R&N	Effi.
*SP-320-3.3	3.3V, 0~60.0A	±1%	150mV	74%
SP-320-5	5V, 0~55.0A	±2%	150mV	79%
*SP-320-5PNC	5V, 0~55.0A	±2%	150mV	80%
SP-320-7.5	7.5V, 0~40.0A	±2%	150mV	83%
SP-320-12	12V, 0~25.0A	±1%	150mV	86%
SP-320-13.5	13.5V, 0~22.0A	±1%	150mV	86%
SP-320-15	15V, 0~20.0A	±1%	150mV	86%
SP-320-24	24V, 0~13.0A	±1%	150mV	87%
SP-320-27	27V, 0~11.7A	±1%	200mV	88%
*SP-320-36	36V, 0~8.80A	±1%	220mV	87%
SP-320-48	48V, 0~6.70A	±1%	240mV	89%

* Without models

❖ SP-320-5PNC with conformal coating and high ambient temperature operation ability is suitable for LED moving sign applications, MOQ required.

SP-480 Series

Model No.	Output	Tol.	R&N	Effi.
SP-480-3.3	3.3V, 0~85A	±2.0%	80mV	73%
SP-480-5	5V, 0~85A	±2.0%	80mV	79%
SP-480-12	12V, 0~43A	±1.5%	120mV	85%
SP-480-15	15V, 0~35A	±1.5%	150mV	85%
SP-480-24	24V, 0~22A	±1.0%	150mV	87%
SP-480-48	48V, 0~11A	±1.0%	240mV	89%

PSP-600 Series

Model No.	Output	Tol.	R&N	Effi.
PSP-600-5	5V, 0~80A	±2%	180mV	79%
PSP-600-12	12V, 0~50A	±1%	240mV	84%
PSP-600-13.5	13.5V, 0~44.5A	±1%	240mV	85%
PSP-600-15	15V, 0~40A	±1%	240mV	85%
PSP-600-24	24V, 0~25A	±1%	240mV	86%
PSP-600-27	27V, 0~22.2A	±1%	240mV	86%
PSP-600-48	48V, 0~12.5A	±1%	300mV	87%

SP-750 Series

Model No.	Output	Tol.	R&N	Effi.
SP-750-5	5V, 0~120A	±2%	120mV	80%
SP-750-12	12V, 0~62.5A	±1%	120mV	85%
SP-750-15	15V, 0~50.0A	±1%	120mV	87%
SP-750-24	24V, 0~31.3A	±1%	120mV	89%
SP-750-27	27V, 0~27.8A	±1%	120mV	89%
SP-750-48	48V, 0~15.7A	±1%	120mV	90%

Q.A.

Who can provide you the best services and be a trustworthy partner in the power industry?

— "**MEAN WELL**" tries to be —

Enclosed-PFC

75~200W Low Profile

RSP-200 RSP-150 RSP-100 RSP-75

Features

- Ultra low profile: 30mm
- Universal AC input / Full range
- Built-in active PFC function
- Protections: Short circuit / Overload / Over voltage / Over temperature (RSP-100/150/200)
- Cooling by free air convection
- Built-in constant current limiting circuit (RSP-75/100/150)
- Remote ON/OFF control (RSP-75/100/150)
- LED indicator for power on
- 3 years warranty

General Specification (Please refer to www.meanwell.com for detail spec.)

Model No.		RSP-75	RSP-100	RSP-150	RSP-200
AC input voltage range		85~264VAC; 120~370VDC			88~264VAC; 124~370VDC
AC inrush current (max.)		Cold start, 35A at 230VAC	30A at 230VAC	45A at 230VAC	40A at 230VAC
DC adjustment range		-5%~+10% rated output voltage			±10% rated output voltage
Overload protection	Range	105%~135%	105%~150%		
	Type	Constant current limiting, auto-recovery			Hiccup mode, auto-recovery
Over voltage protection	Range	110%~135%			115%~145%
	Type	Shut down O/P voltage, re-power on to recover			
Withstand voltage		I/P-O/P: 3.75kVAC, I/P-FG: 2kVAC, O/P-FG: 0.5kVAC			I/P-O/P: 3kVAC, I/P-FG: 2kVAC, O/P-FG: 0.5kVAC
Working temperature		-25~+70°C	-30~+70°C (refer to output derating curve)		
Safety standards		UL60950-1, TUV EN60950-1, EN61558-1, EN61558-2-16, CCC GB4943 approved; UL62368-1 approved for RSP-150 only			UL60950-1, TUV EN60950-1, CCC GB4943 approved
EMC standards		EN55032 class B, EN61000-3-2,3, EN61000-4-2,3,4,5,6,8,11, GB9254			
Connection		5P / 9.5mm pitch terminal block	7P / 9.5mm pitch terminal block		9P / 9.5mm pitch terminal block
Dimension (LxWxH) (mm)		159x97x30	179x99x30	199x99x30	215x115x30

75W — RSP-75

Model No.	Output	Tol.	R&N	Effi.
RSP-75-3.3	3.3V, 0~15A	±2%	80mV	76.0%
RSP-75-5	5V, 0~15A	±2%	80mV	82.0%
RSP-75-7.5	7.5V, 0~10A	±2%	80mV	84.0%
RSP-75-12	12V, 0~6.3A	±2%	120mV	85.0%
RSP-75-13.5	13.5V, 0~5.6A	±2%	120mV	85.0%
RSP-75-15	15V, 0~5A	±2%	120mV	86.0%
RSP-75-24	24V, 0~3.2A	±1%	120mV	87.0%
RSP-75-27	27V, 0~2.8A	±1%	120mV	88.0%
RSP-75-48	48V, 0~1.6A	±1%	200mV	89.0%

150W — RSP-150

Model No.	Output	Tol.	R&N	Effi.
RSP-150-3.3	3.3V, 0~30A	±2%	100mV	81.5%
RSP-150-5	5V, 0~30A	±2%	100mV	87.0%
RSP-150-7.5	7.5V, 0~20A	±2%	100mV	88.5%
RSP-150-12	12V, 0~12.5A	±2%	100mV	90.0%
RSP-150-13.5	13.5V, 0~11.2A	±2%	100mV	87.5%
RSP-150-15	15V, 0~10A	±2%	100mV	88.5%
RSP-150-24	24V, 0~6.3A	±1%	150mV	89.0%
RSP-150-27	27V, 0~5.6A	±1%	150mV	89.5%
RSP-150-48	48V, 0~3.2A	±1%	250mV	90.0%

100W — RSP-100

Model No.	Output	Tol.	R&N	Effi.
RSP-100-3.3	3.3V, 0~20A	±2%	100mV	83.0%
RSP-100-5	5V, 0~20A	±2%	100mV	86.0%
RSP-100-7.5	7.5V, 0~13.5A	±2%	100mV	87.0%
RSP-100-12	12V, 0~8.5A	±1%	100mV	86.0%
RSP-100-13.5	13.5V, 0~7.5A	±1%	100mV	86.5%
RSP-100-15	15V, 0~6.7A	±1%	100mV	87.0%
RSP-100-24	24V, 0~4.2A	±1%	150mV	87.0%
RSP-100-27	27V, 0~3.8A	±1%	150mV	87.0%
RSP-100-48	48V, 0~2.1A	±1%	250mV	88.0%

200W — RSP-200

Model No.	Output	Tol.	R&N	Effi.
RSP-200-2.5	2.5V, 0~40A	±2%	100mV	79.5%
RSP-200-3.3	3.3V, 0~40A	±2%	100mV	81.5%
RSP-200-4	4V, 0~40A	±2%	100mV	84.0%
RSP-200-5	5V, 0~40A	±2%	150mV	85.5%
RSP-200-7.5	7.5V, 0~26.7A	±2%	150mV	89.0%
RSP-200-12	12V, 0~16.7A	±1%	150mV	89.0%
RSP-200-13.5	13.5V, 0~14.9A	±1%	150mV	89.0%
RSP-200-15	15V, 0~13.4A	±1%	150mV	89.5%
RSP-200-24	24V, 0~8.4A	±1%	150mV	89.5%
RSP-200-27	27V, 0~7.5A	±1%	200mV	89.0%
RSP-200-36	36V, 0~5.56A	±1%	220mV	90.0%
RSP-200-48	48V, 0~4.2A	±1%	240mV	90.0%

Enclosed-PFC

320~500W Low Profile

Features

- 1U low profile
- Universal AC input / Full range
- Built-in active PFC function
- Protections: Short circuit / Overload / Over voltage / Over temperature
- Forced air cooling by built-in DC fan
- Built-in remote sense and ON/OFF control (RSP-500)
- LED indicator for power on
- 3 years warranty

General Specification (Please refer to www.meanwell.com for detail spec.)

(RSP-320 only)

Model No.		RSP-320	RSP-500
AC input voltage range		88~264VAC; 124~370VDC	85~264VAC; 120~370VDC
AC inrush current(max.)		Cold start, 40A at 230VAC	
DC adjustment range		Vo: ±10% by potentiometer	
Overload protection	Range	105%~135%	105%~130%
	Type	Hiccup mode, auto-recovery	Constant current limiting, auto-recovery
Over voltage protection	Range	115%~145%	
	Type	Shut down O/P voltage, re-power on to recover	
Withstand voltage		I/P-O/P: 3kVAC, I/P-FG: 2kVAC, O/P-FG: 0.5kVAC	
Working temperature		-30~+70°C (refer to output derating curve)	
Safety standards		UL60950-1, TUV EN60950-1 approved; CCC GB4943 approved for RSP-320 only	
EMC standards		EN55032 class B, EN61000-3-2,3, EN61000-4-2,3,4,5,6,8,11, EN61000-6-2(RSP-500), GB9254(RSP-320 only)	
Connection	Input	9P / 9.5mm pitch terminal block	3P / 9.5mm pitch terminal block
	Output		6P / 11mm pitch terminal block
Dimension (LxWxH) (mm)		215x115x30	230x127x40.5
Case No.		207A	226A

320W — RSP-320

Model No.	Output	Tol.	R&N	Effi.
RSP-320-2.5	2.5V, 0~60A	±2%	100mV	75.5%
RSP-320-3.3	3.3V, 0~60A	±2%	100mV	79.5%
RSP-320-4	4V, 0~60A	±2%	100mV	81.0%
RSP-320-5	5V, 0~60A	±2%	150mV	83.0%
*RSP-320-5CC	5V, 0~60A	±2%	150mV	83.0%
RSP-320-7.5	7.5V, 0~40A	±2%	150mV	88.0%
RSP-320-12	12V, 0~26.7A	±1%	150mV	88.0%
RSP-320-13.5	13.5V, 0~23.8A	±1%	150mV	88.0%
RSP-320-15	15V, 0~21.4A	±1%	150mV	88.5%
RSP-320-24	24V, 0~13.4A	±1%	150mV	89.0%
RSP-320-27	27V, 0~11.9A	±1%	200mV	89.0%
RSP-320-36	36V, 0~8.9A	±1%	220mV	89.5%
RSP-320-48	48V, 0~6.7A	±1%	240mV	90.0%

* RSP-320-5CC with conformal coating is suitable for LED moving sign applications, MOQ required.

500W — RSP-500

Model No.	Output	Tol.	R&N	Effi.
RSP-500-3.3	3.3V, 0~90A	±2%	120mV	81.0%
RSP-500-4	4V, 0~90A	±2%	120mV	83.0%
RSP-500-5	5V, 0~90A	±2%	150mV	84.0%
RSP-500-12	12V, 0~41.7A	±1%	150mV	88.0%
RSP-500-15	15V, 0~33.4A	±1%	150mV	88.0%
RSP-500-24	24V, 0~21A	±1%	150mV	89.0%
RSP-500-27	27V, 0~18.6A	±1%	150mV	89.5%
RSP-500-48	48V, 0~10.5A	±1%	150mV	90.5%

We provide specification, drawing, test report and more information, please visit our website —
http://www.meanwell.com

Best products also need best service.
We have authorized distributors all over the world. They have sufficient stock for your prompt delivery. Also, they can offer you technical support & RMA services. Please contact your local distributors for more product information. You can also contact us at info@meanwell.com for information of your local distributors.

Enclosed-PFC

75~320W 3~4 Output

Features

- Universal AC input / Full range
- Protections: Short circuit / Overload / Over voltage / Over temperature
- Over temperature protection (200~320W built-in, option for 100W and 150W)
- Built-in active PFC function
- Cooling by free air convection (75W / 100W)
- Forced air cooling by built-in DC fan (150W / 200W / 320W)
- 3 years warranty

General Specification (Please refer to www.meanwell.com for detail spec.)

(except for QP-320)

Model No.		TP-75	TP-100	TP-150 QP-150	QP-200	QP-320
AC input voltage range		90~264VAC; 127~370VDC				
AC inrush current (max.)		Cold start, 20A at 230VAC	Cold start, 40A at 230VAC		Cold start, 50A at 230VAC	Cold start, 45A at 230VAC
DC adjustment range		CH1: -5%~+10% rated output voltage	CH1: -5%~+10% rated output voltage (CH1&2 for QP-150-3x, QP-150-D/F)		CH1&2: -5%~+10% rated output voltage	
Overload protection	Range	105%~150%				
	Type	Hiccup mode, auto-recovery			Constant current limiting, auto-recovery	Fold back current limiting, auto-recovery
Over voltage protection		CH1: 115%~135%	115%~135% for CH1 or CH1&2			
Withstand voltage		I/P - O/P: 3kVAC, I/P - FG: 2kVAC, O/P - FG:0.5kVAC, 1 minute				
Working temperature		-10~+60°C (refer to output derating curve)				-10~+70°C
Setup, rise, hold up time		800ms, 60ms, 36ms at full load and 230VAC	800ms, 60ms, 24ms at full load and 230VAC(TP-100/150); 800ms, 50ms, 24ms at full load and 230VAC (QP-150)		800ms, 50ms, 24ms at full load and 230VAC	800ms, 50ms, 16ms at full load and 230VAC
Safety standards		UL60950-1, TUV EN60950-1 approved				
EMC standards		EN55032 class B, EN61000-3-2,3, EN61000-4-2,3,4,5,6,8,11				
Connection		8P/7.62mm pitch terminal block with cover	9P/7.62mm pitch terminal block with cover		9P/9.5mm pitch terminal block with cover	
Dimension (LxWxH)(mm)		179x 99x 33	199x 99x 50		215x 115x 50	
Case No.		920A	916A	916B	912B	912I

75W — Triple Output

Model No.	Output	Tol.	R&N	Effi.	Max.
TP-75A	5V, 1.5~10A	±3%	100mV	70%	74W
	12V, 0.2~4.0A	±4%	120mV		
	-5V, 0.0~0.6A	±8%	100mV		
TP-75B	5V, 1.5~10A	±3%	100mV	70%	76W
	12V, 0.2~4.0A	±4%	120mV		
	-12V, 0.0~0.6A	±8%	120mV		
TP-75C	5V, 1.5~10A	±3%	100mV	70%	75W
	15V, 0.2~3.0A	±4%	120mV		
	-15V, 0.0~0.6A	±8%	120mV		
TP-75D	5V, 1.5~10A	±3%	100mV	70%	76W
	24V, 0.2~2.5A	±4%	120mV		
	12V, 0.0~0.6A	±8%	120mV		
TP-7503	5V, 1.5~10A	±3%	100mV	70%	75W
	3.3V, 0.2~8.0A	±4%	50mV		
	12V, 0.0~0.6A	±8%	120mV		

100W — Triple Output

Model No.	Output	Tol.	R&N	Effi.	Max.
TP-100A	5V, 3.0~15A	±3%	100mV	75%	101W
	12V, 0.4~5.0A	±7%	120mV		
	-5V, 0.0~1.0A	±6%	100mV		
TP-100B	5V, 3.0~15A	±3%	100mV	78%	105W
	12V, 0.4~5.0A	±6%	120mV		
	-12V, 0.0~1.0A	±6%	100mV		
TP-100C	5V, 3.0~15A	±3%	100mV	77%	104W
	15V, 0.4~4.0A	+10%,-6%	150mV		
	-15V, 0.0~1.0A	±6%	100mV		
TP-100D	5V, 3.0~15A	±3%	100mV	78%	105W
	24V, 0.4~3.0A	±8%	150mV		
	12V, 0.0~1.0A	±6%	100mV		

Enclosed-PFC

150W — Triple Output

Model No.	Output	Tol.	R&N	Effi.	Max.
TP-150A	5V, 2.0~20A	±3%	100mV	75%	150W
	12V, 0.4~7.0A	±8%	120mV		
	-5V, 0.0~1.0A	±6%	100mV		
TP-150B	5V, 2.0~20A	±3%	100mV	77%	148W
	12V, 0.4~7.0A	±8%	120mV		
	-12V, 0.0~1.0A	±6%	100mV		
TP-150C	5V, 2.0~20A	±3%	100mV	77%	152W
	15V, 0.4~6.0A	+10%,-6%	150mV		
	-15V, 0.0~1.0A	±6%	100mV		
TP-150D	5V, 2.0~20A	±3%	100mV	78%	154W
	24V, 0.4~4.0A	±8%	150mV		
	12V, 0.0~1.0A	±6%	100mV		

150W — Quad Output

Model No.	Output	Tol.	R&N	Effi.	Max.
QP-150B	5V, 3.0~15A	±3%	100mV	76%	150W
	12V, 0.4~5.0A	±6%	150mV		
	-12V, 0.3~2.0A	+10%,-6%	150mV		
	-5V, 0.0~1.0A	±5%	100mV		
QP-150C	5V, 3.0~15A	±3%	100mV	77%	153W
	15V, 0.4~4.0A	+6%,-10%	150mV		
	-15V, 0.3~2.0A	±8%	150mV		
	-5V, 0.0~1.0A	±5%	100mV		
QP-150D	5V, 3.0~15A	±3%	120mV	78%	150W
	12V, 0.0~5.0A	±3%	150mV		
	24V, 0.4~3.0A	±6%	200mV		
	-12V, 0.0~1.0A	±5%	150mV		
QP-150F	5V, 3.0~15A	±3%	120mV	78%	152W
	15V, 0.0~5.0A	±3%	150mV		
	24V, 0.4~3.0A	±6%	200mV		
	-15V, 0.0~1.0A	±5%	150mV		

Model No.	Output	Tol.	R&N	Effi.	Max.
QP-150-3A	5V, 3.0~15A	±3%	100mV	73%	146W
	3.3V, 0.0~15A	±3%	100mV		
	12V, 0.4~5.0A	±6%	150mV		
	-5V, 0.0~1.0A	±5%	150mV		
QP-150-3B	5V, 3.0~15A	±3%	100mV	75%	150W
	3.3V, 0.0~15A	±3%	100mV		
	12V, 0.4~5.0A	±6%	150mV		
	-12V, 0.0~1.0A	±5%	150mV		
QP-150-3C	5V, 3.0~15A	±3%	100mV	74%	152W
	3.3V, 0.0~15A	±3%	100mV		
	15V, 0.4~5.0A	+8%,-6%	150mV		
	-15V, 0.0~1.0A	±5%	150mV		
QP-150-3D	5V, 3.0~15A	±3%	100mV	76%	150W
	3.3V, 0.0~15A	±3%	100mV		
	24V, 0.3~3.0A	±6%	150mV		
	-12V, 0.0~1.0A	±5%	150mV		

200W — Quad Output

Model No.	Output	Tol.	R&N	Effi.	Max.
QP-200D	5V, 3.0~20A	±3%	100mV	75%	203W
	12V, 0.0~7.0A	±3%	150mV		
	24V, 0.4~6.0A	+10%,-6%	150mV		
	-12V, 0.0~1.0A	±6%	150mV		
QP-200F	5V, 3.0~20A	±3%	100mV	75%	203W
	15V, 0.0~6.0A	±3%	150mV		
	24V, 0.4~6.0A	+10%,-6%	150mV		
	-15V, 0.0~1.0A	±6%	150mV		
QP-200-3A	5V, 3.0~20A	±3%	100mV	72%	200W
	3.3V, 0.0~20A	±3%	100mV		
	12V, 0.5~8.0A	+8%,-10%	150mV		
	-5V, 0.0~1.0A	±6%	150mV		
QP-200-3B	5V, 3.0~20A	±3%	100mV	72%	205W
	3.3V, 0.0~20A	±3%	100mV		
	12V, 0.5~8.0A	+8%,-10%	150mV		
	-12V, 0.0~1.0A	±6%	150mV		
QP-200-3C	5V, 3.0~20A	±3%	100mV	72%	210W
	3.3V, 0.0~20A	±3%	100mV		
	15V, 0.5~7.0A	+10%,-6%	150mV		
	-15V, 0.0~1.0A	±6%	150mV		
QP-200-3D	5V, 3.0~20A	±3%	100mV	74%	204W
	3.3V, 0.0~20A	±3%	100mV		
	24V, 0.4~6.0A	+10%,-6%	150mV		
	-12V, 0.0~1.0A	±6%	150mV		
QP-200-3E	5V, 3.0~20A	±3%	100mV	74%	206W
	3.3V, 0.0~20A	±3%	100mV		
	24V, 0.4~6.0A	+10%,-6%	150mV		
	-15V, 0.0~1.0A	±6%	150mV		

320W — Quad Output

Model No.	Output	Tol.	R&N	Effi.	Max.
QP-320D	5V, 2.5~20A	±3%	100mV	83%	316W
	12V, 0.0~10A	±3%	150mV		
	24V, 0.2~5.0A	+10%,-6%	150mV		
	-12V, 0.2~2.0A	±10%	150mV		
QP-320F	5V, 2.5~20A	±3%	100mV	83%	316W
	15V, 0.0~10A	±3%	150mV		
	24V, 0.2~5.0A	+10%,-6%	150mV		
	-15V, 0.2~1.6A	±10%	150mV		

Enclosed-PFC

75~200W High Reliability

Features

- Universal AC input / Full range
- Withstand 300VAC surge input for 5 seconds
- Built-in active PFC function
- Protections:
  Short circuit / Overload / Over voltage /
  Over temperature (optional for HRP-75 / HRP-100)
- Built-in constant current limiting circuit
- Built-in remote sense function (HRP☐-150 / 200)
- No load power consumption<0.5W (except for HRP-150/200)
- Built-in remote ON/OFF control (except for HRP-150 / 200)
- Built-in 5V / 0.3A standby output (HRPG-150 / 200)
- Cooling by free air convection
- 1U low profile
- LED indicator for power on
- 5 years warranty

General Specification (Please refer to www.meanwell.com for detail spec.)

Model No.		HRP-75	HRP-100	HRP☐-150	HRP☐-200
AC input voltage range		85~264VAC; 120~370VDC			
AC inrush current (max.)		Cold start, 65A at 230VAC		Cold start; 70A at 230VAC	
DC adjustment range		-5%~+10% rated output voltage		±15% rated output voltage	
Overload protection	Range	105%~135%			
	Type	Constant current limiting, auto-recovery			
Over voltage protection		115%~145%			
Withstand voltage		I/P-O/P: 3kVAC, I/P-FG: 1.5kVAC, O/P-FG: 0.5kVAC, 1 minute			
Working temperature		-40~+70°C (refer to output derating curve)	-40~+60°C	-40~+70°C	
Safety standards		UL60950-1, TUV EN60950-1 approved			
EMC standards		EN55032 class B, EN61000-4-2,3,4,5,6,8,11, EN61000-3-2,3, EN61000-6-2 heavy industry level			
Connection		5P/9.5mm pitch terminal block with cover	7P/9.5mm pitch terminal block with cover		
Dimension (LxWxH)(mm)		129x98x38	159x97x38		199x 98x 38
Case No.		903D	901I		902E

75W — HRP-75

Model No.	Output	Tol.	R&N	Effi.
HRP-75-3.3	3.3V, 0~15A	±2.5%	80mV	77.0%
HRP-75-5	5V, 0~15A	±2.5%	80mV	82.5%
HRP-75-7.5	7.5V, 0~10A	±2.5%	100mV	84.0%
HRP-75-12	12V, 0~6.3A	±1.5%	120mV	87.0%
HRP-75-15	15V, 0~5A	±1.5%	150mV	88.0%
HRP-75-24	24V, 0~3.2A	±1.5%	150mV	88.5%
HRP-75-36	36V, 0~2.1A	±1.5%	200mV	89.0%
HRP-75-48	48V, 0~1.6A	±1.5%	240mV	89.0%

150W — HRP☐-150

Model No.	Output	Tol.	R&N	Effi.
HRP☐-150-3.3	3.3V, 0~30A	±2.5%	80mV	78.5%
HRP☐-150-5	5V, 0~26A	±2.5%	80mV	85.0%
HRP☐-150-7.5	7.5V, 0~20A	±2.5%	100mV	87.0%
HRP☐-150-12	12V, 0~13A	±1.5%	120mV	88.0%
HRP☐-150-15	15V, 0~10A	±1.5%	150mV	88.0%
HRP☐-150-24	24V, 0~6.5A	±1.5%	150mV	88.0%
HRP☐-150-36	36V, 0~4.3A	±1.5%	200mV	89.0%
HRP☐-150-48	48V, 0~3.3A	±1.5%	240mV	89.0%

☐=blank, G; blank: basic function, G: with 5Vsb & no load <0.5W

100W — HRP-100

Model No.	Output	Tol.	R&N	Effi.
HRP-100-3.3	3.3V, 0~20A	+2.5%, -3.5%	80mV	78.0%
HRP-100-5	5V, 0~17A	±2.5%	80mV	83.0%
HRP-100-7.5	7.5V, 0~13.5A	±2.5%	100mV	84.0%
HRP-100-12	12V, 0~8.5A	±1.5%	120mV	87.5%
HRP-100-15	15V, 0~7A	±1.5%	150mV	88.0%
HRP-100-24	24V, 0~4.5A	±1.5%	150mV	88.5%
HRP-100-36	36V, 0~2.9A	±1.5%	200mV	89.0%
HRP-100-48	48V, 0~2.2A	±1.5%	240mV	90.0%

200W — HRP☐-200

Model No.	Output	Tol.	R&N	Effi.
HRP☐-200-3.3	3.3V, 0~40A	±2%	80mV	80.0%
HRP☐-200-5	5V, 0~35A	±2%	90mV	84.0%
HRP☐-200-7.5	7.5V, 0~26.7A	±2%	100mV	86.0%
HRP☐-200-12	12V, 0~16.7A	±1%	120mV	88.0%
HRP☐-200-15	15V, 0~13.4A	±1%	150mV	88.0%
HRP☐-200-24	24V, 0~8.4A	±1%	150mV	88.0%
HRP☐-200-36	36V, 0~5.7A	±1%	250mV	89.0%
HRP☐-200-48	48V, 0~4.3A	±1%	250mV	89.0%

☐=blank, G; blank: basic function, G: with 5Vsb & no load <0.5W

Enclosed-PFC

300~600W High Reliability



Features

- Universal AC input / Full range
- Withstand 300VAC surge input for 5 seconds
- Built-in active PFC function
- Protections: Short circuit / Overload / Over voltage / Over temperature
- Built-in constant current limiting circuit
- Built-in remote sense function
- Built-in DC OK signal
- No load power consumption<0.5W (HRPG-300 / 450)
  No load power consumption<0.75W (HRPG-600)
- Built-in remote ON/OFF control & 5V / 0.3A standby output (HRPG series)
- Built-in current sharing (HRPG-600-24 / 36 / 48)
- Forced air cooling by built-in DC fan
- 1U low profile (HRP☐-300 / 450)
- 5 years warranty

General Specification (Please refer to www.meanwell.com for detail spec.)

Model No.		HRP☐-300	HRP☐-450	HRP☐-600
AC input voltage range		85~264VAC; 120~370VDC		
AC inrush current (max.)		Cold start, 70A at 230VAC		
DC adjustment range		±15% rated output voltage		
Overload Protection	Range	105%~135%		
	Type	Constant current limiting, auto-recovery		
Over voltage protection		115%~145%		
Withstand voltage		I/P - O/P: 3kVAC, I/P - FG: 1.5kVAC, O/P - FG: 0.5kVAC, 1 minute		
Working temperature		-40~+70°C (refer to output derating curve)		
Safety standards		UL60950-1, TUV EN60950-1 approved		
EMC standards		EN55032 class B, EN61000-4-2,3,4,5,6,8,11, EN61000-3-2,3, EN61000-6-2 heavy industry level		
Connection		7P/11mm pitch terminal block with cover	3+6P/10&11mm pitch terminal block with cover	
Dimension (LxWxH)(mm)		199x105x41	218x105x41	218x105x63.5
Case No.		980A	995A	977A

300W HRP☐-300

Model No.	Output	Tol.	R&N	Effi.
HRP☐-300-3.3	3.3V, 0~60A	±2.5%	80mV	80.0%
HRP☐-300-5	5V, 0~60A	±2.0%	90mV	82.0%
HRP☐-300-7.5	7.5V, 0~40A	±2.0%	100mV	86.0%
HRP☐-300-12	12V, 0~27A	±1.0%	120mV	88.0%
HRP☐-300-15	15V, 0~22A	±1.0%	150mV	88.0%
HRP☐-300-24	24V, 0~14A	±1.0%	150mV	87.0%
HRP☐-300-36	36V, 0~9A	±1.0%	250mV	88.0%
HRP☐-300-48	48V, 0~7A	±1.0%	250mV	89.0%

☐=blank, G; blank: basic function, G: with 5Vsb & no load <0.5W

600W HRP☐-600

Model No.	Output	Tol.	R&N	Effi.
HRP☐-600-3.3	3.3V, 0~120A	±2%	100mV	78.5%
HRP☐-600-5	5V, 0~120A	±2%	100mV	82.0%
HRP☐-600-7.5	7.5V, 0~80A	±2%	100mV	87.0%
HRP☐-600-12	12V, 0~53A	±1%	120mV	88.0%
HRP☐-600-15	15V, 0~43A	±1%	150mV	88.0%
HRP☐-600-24	24V, 0~27A	±1%	150mV	88.0%
HRP☐-600-36	36V, 0~17.5A	±1%	200mV	89.0%
HRP☐-600-48	48V, 0~13A	±1%	240mV	89.0%

☐=blank, G; blank: basic function, G: with 5Vsb & no load <0.75W

450W HRP☐-450

Model No.	Output	Tol.	R&N	Effi.
HRP☐-450-3.3	3.3V, 0~90A	±2%	80mV	80.0%
HRP☐-450-5	5V, 0~90A	±2%	80mV	83.0%
HRP☐-450-7.5	7.5V, 0~60A	±2%	100mV	86.5%
HRP☐-450-12	12V, 0~37.5A	±1%	120mV	88.0%
HRP☐-450-15	15V, 0~30A	±1%	150mV	89.0%
HRP☐-450-24	24V, 0~18.8A	±1%	150mV	88.0%
HRP☐-450-36	36V, 0~12.5A	±1%	240mV	89.0%
HRP☐-450-48	48V, 0~9.5A	±1%	240mV	89.5%

☐=blank, G; blank: basic function, G: with 5Vsb & no load <0.5W

HRPG-1000 Series

Under Development

1000W High Reliability with PFC

- Universal AC input / Full range
- Withstand 300VAC surge input for 5 seconds
- No load power consumption <0.75W
- Output models: 12V / 24V / 36V / 48V
- Dimension(LxWxH): 218x 105x 63.5 mm
- 5 years warranty

Enclosed-PFC 750~2000W Programmable High Power

Features

- 1U low profile (41mm height only)
- Universal AC input / Full range
- Built-in active PFC function
- Protections: Short circuit / Overload / Over voltage / Over temperature
- Forced air cooling by built-in DC fan
- High power density up to 25W/in³ (RSP-1600)
- Output voltage programmable; Constant current level Icc programmable (RSP-750/1600)
- Built-in current sharing up to 4 units (RSP-1000/2000) or 6 units (RSP-1600)
- Built-in remote sense and ON/OFF control
- Built-in auxiliary power, DC OK signal
- OTP alarm signal output (RSP-1600/2000)
- Optional conformal coating
- 5 years warranty

General Specification (Please refer to www.meanwell.com for detail spec.)

Parallel (except for RSP-750)

Model No.		RSP-750	RSP-1000	RSP-1600	RSP-2000
AC input voltage range		90~264VAC; 127~370VDC			90~264VAC; 127~320VDC
AC inrush current (max.)		Cold start, 40A at 230VAC		Cold start, 35A at 230VAC	Cold start, 50A at 230VAC
DC adjustment range		Vo: ±10% by potentiometer, or to 40%~110% of rated output voltage by 2~5.5VDC external control signal Icc : to 40%~110% of rated output current by 2~5.5VDC external control signal	Vo: ±10% by potentiometer, or to 40%~110% of rated output voltage by external resistor or by 2~5.5VDC external control signal	Vo: -1%~+22.5% by potentiometer, or to 40%~125% of rated output voltage by 1~5VDC external control signal Icc: to 20%~100% of rated output current by 1~5VDC external control signal	Vo: ±10% by potentiometer, or to 40%~115% of rated output voltage by 1~4.7VDC external control signal
Overload protection	Range	105%~125%	105%~125%	105%~115%	105%~125%
	Type	Constant current limiting, auto-recovery		Constant current limiting, shut down o/p voltage after 5 sec. , re-power on to recover	
Over voltage protection	Range	115%~145%	115%~135%	130%~155%	120%~145%
	Type	Shut down O/P voltage, re-power on to recover			
Withstand voltage		I/P-O/P: 3kVAC, I/P-FG: 2kVAC, O/P-FG: 0.5kVAC (O/P-FG: 1.5kVAC for RSP-1600)			
Working temperature		-30~+70°C	-20~+60°C	-30~+70°C	-35~+70°C
Safety standards		UL60950-1, TUV EN60950-1 approved			
EMC standards		EN55032 class B for RSP-750, class A for RSP-1000/1600/2000; EN61000-3-2,3; EN61000-4-2,3,4,5,6,8,11			
Connection	Input	3P / 10mm pitch terminal block with cover			
	Output	M5x12 screw terminal		Bus bars	M5x12 screw terminal
Dimension (LxWxH) (mm)		250x127x41	295x 127x 41	300x 85x 41	295x 127x 41
Case No.		212A	952B	237B	952D

750W — RSP-750

Model No.	Output	Tol.	R&N	Effi.
RSP-750-5	5V, 0~100A	±2%	150mV	82.0%
RSP-750-12	12V, 0~62.5A	±1%	150mV	87.0%
RSP-750-15	15V, 0~50A	±1%	150mV	89.0%
RSP-750-24	24V, 0~31.3A	±1%	150mV	90.5%
RSP-750-27	27V, 0~27.8A	±1%	150mV	90.5%
RSP-750-48	48V, 0~15.7A	±1%	150mV	92.0%

1600W — NEW RSP-1600

Model No.	Output	Tol.	R&N	Effi.
RSP-1600-12	12V, 0~125A	±1%	150mV	89.0%
RSP-1600-24	24V, 0~67A	±1%	200mV	91.5%
RSP-1600-27	27V, 0~59A	±1%	200mV	92.0%
RSP-1600-36	36V, 0~44.5A	±1%	250mV	92.0%
RSP-1600-48	48V, 0~33.5A	±1%	300mV	93.0%

1000W — RSP-1000

Model No.	Output	Tol.	R&N	Effi.
RSP-1000-12	12V, 0~60A	±1%	150mV	83%
RSP-1000-15	15V, 0~50A	±1%	150mV	85%
RSP-1000-24	24V, 0~40A	±1%	150mV	88%
RSP-1000-27	27V, 0~37A	±1%	150mV	88%
RSP-1000-48	48V, 0~21A	±1%	150mV	90%

2000W — RSP-2000

Model No.	Output	Tol.	R&N	Effi.
RSP-2000-12	12V, 0~100A	±2%	150mV	87.0%
RSP-2000-24	24V, 0~80A	±1%	200mV	90.5%
RSP-2000-48	48V, 0~42A	±1%	300mV	92.0%

Enclosed-PFC 1500~3000W Programmable High Power

Features

- Universal AC input / Full range (RSP-1500)
  AC input 180~264VAC only (RSP-2400/3000)
- Built-in active PFC function
- Protections:
  Short circuit / Overload / Over voltage / Over temperature
- Forced air cooling by built-in DC fan
- Output voltage programmable
- Built-in current sharing up to 4 units (RSP-1500) or 3 units (RSP-2400/3000)
- Built-in remote sense and ON/OFF control
- Built-in auxiliary power, DC OK signal
- Optional conformal coating
- 5 years warranty

General Specification (Please refer to www.meanwell.com for detail spec.)

Model No.		RSP-1500	RSP-2400	RSP-3000
AC input voltage range		90~264VAC; 127~370VDC	180~264VAC; 254~370VDC	
AC inrush current (max.)		Cold start, 60A at 230VAC		
DC adjustment range		Vo: -30%~+10% by potentiometer, or to 70%~100% of rated output voltage by external resistor	Vo: ±10% by potentiometer, or to 20%~110% of rated output voltage by 1~5.5VDC external control signal	
Overload protection	Range	105%~135%	100%~112%	
	Type	Constant current limiting, shut off after 5 sec., re-power on to recover	Constant current limiting, shut off after 5 sec., re-power on to recover (can adjust to continuous constant current limiting)	
Over voltage protection	Range	115%~140%		
	Type	Shut down O/P voltage, re-power on to recover		
Withstand voltage		I/P-O/P: 3kVAC, I/P-FG: 2kVAC, O/P-FG: 0.5kVAC		
Working temperature		-20~+70°C		
Safety standards		UL60950-1, TUV EN60950-1 approved		
EMC standards		EN55032 class B for RSP-1500, class A for RSP-2400/3000; EN61000-3-2,3; EN61000-4-2,3,4,5,6,8,11; EN61000-6-2		
Connection	Input	3P/13mm pitch terminal block with cover		
	Output	Bus bars		
Dimension (LxWxH) (mm)		278x 127x 83.5	278x 177.8x 63.5	
Case No.		943A	982B	

1500W RSP-1500

Model No.	Output	Tol.	R&N	Effi.
RSP-1500-5	5V, 0~240A	±2%	150mV	80%
RSP-1500-12	12V, 0~125A	±1%	150mV	87%
RSP-1500-15	15V, 0~100A	±1%	150mV	87%
RSP-1500-24	24V, 0~63A	±1%	150mV	90%
RSP-1500-27	27V, 0~56A	±1%	150mV	90%
RSP-1500-48	48V, 0~32A	±1%	200mV	91%

2400W RSP-2400

Model No.	Output	Tol.	R&N	Effi.
RSP-2400-12	12V, 0~166.7A	±1%	150mV	88.0%
RSP-2400-24	24V, 0~100A	±1%	150mV	90.5%
RSP-2400-48	48V, 0~50A	±1%	200mV	91.5%

3000W RSP-3000

Model No.	Output	Tol.	R&N	Effi.
RSP-3000-12	12V, 0~200A	±1%	150mV	87.5%
RSP-3000-24	24V, 0~125A	±1%	150mV	90.0%
RSP-3000-48	48V, 0~62.5A	±1%	200mV	91.5%

Enclosed-PFC 5000~10000W Programmable High Power

RST-5000

RST-10000

Features

- 3ϕ3-wire/△ 196~305VAC or 3ϕ4-wire/ Y 340~530VAC wide input range
- Built-in active PFC function
- High efficiency up to 91%
- Protections:
  Short circuit / Overload / Over voltage / Over temperature/ Fan alarm
- Forced air cooling by built-in DC fan
- Output voltage and constant current level Icc programmable
- Built-in current sharing up to 20kW
  (4 units of RST-5000 or 2 units of RST-10000)
- Built-in remote sense and ON/OFF control
- Built-in 12V/0.1A auxiliary power
- Alarm signal output
- 5 years warranty

General Specification (Please refer to www.meanwell.com for detail spec.)

Model No.		RST-5000	RST-10000
AC input voltage range		3ϕ3-wire/△ 196~305VAC or 3ϕ4-wire/ Y 340~530VAC	
AC inrush current (max.)		Cold start, 75A at 230VAC (3ϕ 3-wire/△) or 50A at 400VAC (3ϕ 4-wire/ Y)	Cold start, 150A at 230VAC (3ϕ3-wire/△) or 100A at 400VAC (3ϕ 4-wire/ Y)
DC adjustment range		Vo: -2%~+20% by potentiometer or to 20%~120% of rated output voltage by 1~6VDC external control signal Icc: to 20%~100% of rated output current by 1~5VDC external control signal	
Overload protection	Range	100%~112%	
	Type	User adjustable continuous constant current limiting or constant current limiting with delay shutdown after 5 seconds. Re-power on to recover.	
Over voltage protection	Range	125%~140%	
	Type	Shut down O/P voltage, re-power on to recover	
Withstand voltage		I/P-O/P: 3kVAC, I/P-FG: 2kVAC, O/P-FG: 0.5kVAC	
Working temperature		-30~+70°C (refer to output derating curve)	
Safety standards		UL60950-1, TUV EN60950-1 approved	
EMC standards		EN55032 class A, EN61000-3-2,3, EN61000-4-2,3,4,5,6,8,11, EN61000-6-2	
Connection	Input	6P/13mm pitch terminal block with cover	
	Output	Bus bars	
Dimension (LxWxH) (mm)		460x 211x 83.5	540x 424x 83.5
Case No.		223A	234A
Packing		10kg; 1pcs / 10.1kg / 1.15CUFT	23.5kg; 1pcs / 23.5kg / 2.45CUFT

5000W RST-5000

Model No.	Output	Tol.	R&N	Effi.
RST-5000-24	24V, 0~200A	±1%	150mV	89%
RST-5000-36	36V, 0~138A	±1%	200mV	90%
RST-5000-48	48V, 0~105A	±1%	200mV	91%

10000W RST-10000

Model No.	Output	Tol.	R&N	Effi.
RST-10000-24	24V, 0~400A	±1%	150mV	89%
RST-10000-36	36V, 0~276A	±1%	200mV	90%
RST-10000-48	48V, 0~210A	±1%	200mV	91%

Enclosed-PFC

150~1500W Programmable Power Lite

Features

- Universal AC input / Full range
- Built-in active PFC function
- Protections:
  Short circuit / Overload / Over voltage / Over temperature
- Output voltage programmable
- Forced air cooling by built-in DC fan (except for SPV-150)
- Built-in remote sense and ON/OFF control (SPV-1500)
- Built-in 12V/0.1A auxiliary power and current sharing up to 4500W (SPV-1500)
- 3 years warranty

General Specification (Please refer to www.meanwell.com for detail spec.)

Parallel (SPV-1500)

Model No.		SPV-150	SPV-300	SPV-1500
AC input voltage range		88~264VAC; 124~370VDC		90~264VAC; 127~370VDC
AC inrush current (max.)		Cold start, 45A at 230VAC		Cold start, 60A at 230VAC
DC adjustment range		Vo: -15%~+10% by potentiometer or to 20%~110% of rated output voltage by 1~5.5VDC external control signal		Vo: ±5% by potentiometer or to 20%~110% of rated output voltage by 1~5.5VDC external control signal
Overload protection	Range	105%~150%	105%~135%	
	Type	constant current limiting, auto-recovery		
Over voltage protection	Range	115%~140%		120%~140%
	Type	shut down O/P voltage, re-power on to recover		
Withstand voltage		I/P - O/P: 3kVAC, I/P-FG: 2kVAC, O/P-FG: 0.5kVAC		
Working temperature		-20~+65°C		-20~+70°C
Safety standards		UL60950-1, TUV EN60950-1 approved		
EMC standards		EN55032 class B, EN61000-3-2,3, EN61000-4-2,3,4,5,6,8,11		
Dimension (LxWxH) (mm)		215x 115x 50		278x 127x 83.5
Case No.		912L	912G	943A
Packing		1.1kg ; 12pcs / 14kg / 0.92CUFT		3.0kg ; 4pcs / 13kg / 1.19CUFT

150W — SPV-150

Model No.	Output	Tol.	R&N	Effi.
SPV-150-12	12V, 0~12.5A	±1%	150mV	82%
SPV-150-24	24V, 0~6.25A	±1%	150mV	83%
SPV-150-48	48V, 0~3.125A	±1%	240mV	83%

1500W — SPV-1500

Model No.	Output	Tol.	R&N	Effi.
SPV-1500-12	12V, 0~125A	±1%	150mV	86.5%
SPV-1500-24	24V, 0~63A	±1%	150mV	90.0%
SPV-1500-48	48V, 0~32A	±1%	200mV	90.0%

300W — SPV-300

Model No.	Output	Tol.	R&N	Effi.
SPV-300-12	12V, 0~25A	±1%	150mV	83.5%
SPV-300-24	24V, 0~12.5A	±1%	150mV	85.0%
SPV-300-48	48V, 0~6.25A	±1%	240mV	86.5%

Output Voltage Programmable for SPV series

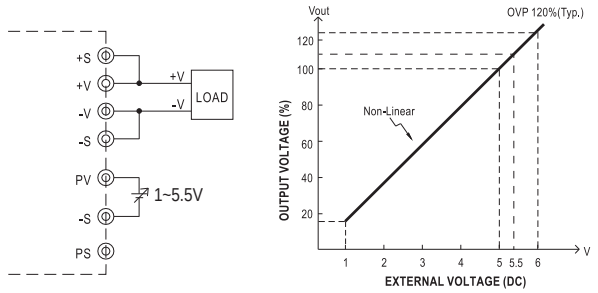

Enclosed U-bracket-PFC 200~500W Slim Type



Features

- Universal AC input / Full range
- Withstand 300VAC surge input for 5 seconds
- Slim width and low profile(26mm, 31mm)
- Built-in active PFC function
- 150% peak load capacility(100ms)
- Fanless design, cooling by free air convection
- Protections: Short circuit / Overload /Over voltage / Over temperature
- Optional DC OK active signal and redundant function for UHP-200/350/500R
- LED indicator for power on
- 3 years warranty

General Specification (Please refer to www.meanwell.com for detail spec.)

Model No.		UHP-200	UHP-350	UHP-500
AC input voltage range		90~264VAC; 127~370VDC		
AC inrush current (max.)		Cold start, 40A at 115VAC, 80A at 230VAC	Cold start, 30A at 115VAC, 60A at 230VAC	
DC adjustment range		±10% rated output voltage		
Overload protection	Range	110%~140%		
	Type	Hiccup mode, auto-recovery		
Over voltage protection	Range	110%~140%		
	Type	Shut down O/P voltage, re-power on to recover		
Withstand voltage		I/P - O/P: 3.75kVAC, I/P - FG: 2kVAC, O/P - FG: 1.25kVAC, 1 minute		
Working temperature		-30~+70°C (refer to output derating curve)		
Vibration		10~500Hz, 5G 10min./1cycle, 60min. each along X, Y, Z axes		
Safety standards		Design refer to EN60335-1, EN61558-2-16, EN60950-1, UL60950-1, GB4943		Design refer to EN60950-1, UL60950-1, GB4943
EMC standards		EN55032 class B, EN61000-3-2,3, EN61000-4-2,3,4,5,6,8,11, GB9254, GB17625.1		
Dimension (LxWxH)(mm)		194x 55x 26	220x 62x 31	233x 81x 31

UHP-200 Series

UL/CUL/TUV/CCC/CB/CE pending

Model No.	Output	Tol.	R&N	Effi.
UHP-200-3.3	3.3V, 0~40A	±2%	150mV	89%
UHP-200-4.2	4.2V, 0~40A	±2%	150mV	89%
UHP-200-5	5V, 0~40A	±2%	200mV	90%
UHP-200-12	12V, 0~16.7A	±1%	200mV	91%
UHP-200-15	15V, 0~13.4A	±1%	200mV	92%
UHP-200-24	24V, 0~8.4A	±1%	240mV	93%
UHP-200-36	36V, 0~5.6A	±1%	240mV	93%
UHP-200-48	48V, 0~4.2A	±1%	240mV	94%

UHP-350 Series

UL/CUL/TUV/CCC/CB/CE pending

Model No.	Output	Tol.	R&N	Effi.
UHP-350-3.3	3.3V, 0~60A	±2%	150mV	89%
UHP-350-4.2	4.2V, 0~60A	±2%	150mV	89%
UHP-350-5	5V, 0~60A	±2%	200mV	90%
UHP-350-12	12V, 0~29.2A	±1%	200mV	91%
UHP-350-15	15V, 0~23.4A	±1%	200mV	92%
UHP-350-24	24V, 0~14.6A	±1%	240mV	94%
UHP-350-36	36V, 0~9.75A	±1%	240mV	94%
UHP-350-48	48V, 0~7.3A	±1%	240mV	95%

UHP-500 Series

UL/CUL/TUV/CCC/CB/CE pending

Model No.	Output	Tol.	R&N	Effi.
UHP-500-4.2	4.2V, 0~90A	±2%	100mV	89%
UHP-500-5	5V, 0~90A	±2%	100mV	90%
UHP-500-12	12V, 0~41.7A	±1%	120mV	92%
UHP-500-15	15V, 0~33.4A	±1%	150mV	92%
UHP-500-24	24V, 0~20.9A	±1%	150mV	94%
UHP-500-36	36V, 0~13.9A	±1%	240mV	94%
UHP-500-48	48V, 0~10.45A	±1%	240mV	95%

UHP-750/1000 Series

Under Development

750W&1000W Slim Type Power Supply

- Universal AC input / Full range
- Withstand 300VAC surge input for 5 seconds
- Built-in active PFC function
- Fanless design, cooling by free air convection
- Protections: Short circuit / Overload / Over voltage / Over temperature
- 1U low profile
- Design refer to IEC/EN/UL62368-1
- Output models: 12V / 24V / 48V
- Dimension(LxWxH): 237x 89x 41mm (UHP-750), 240x 100x 41mm (UHP-1000)
- 5 years warranty